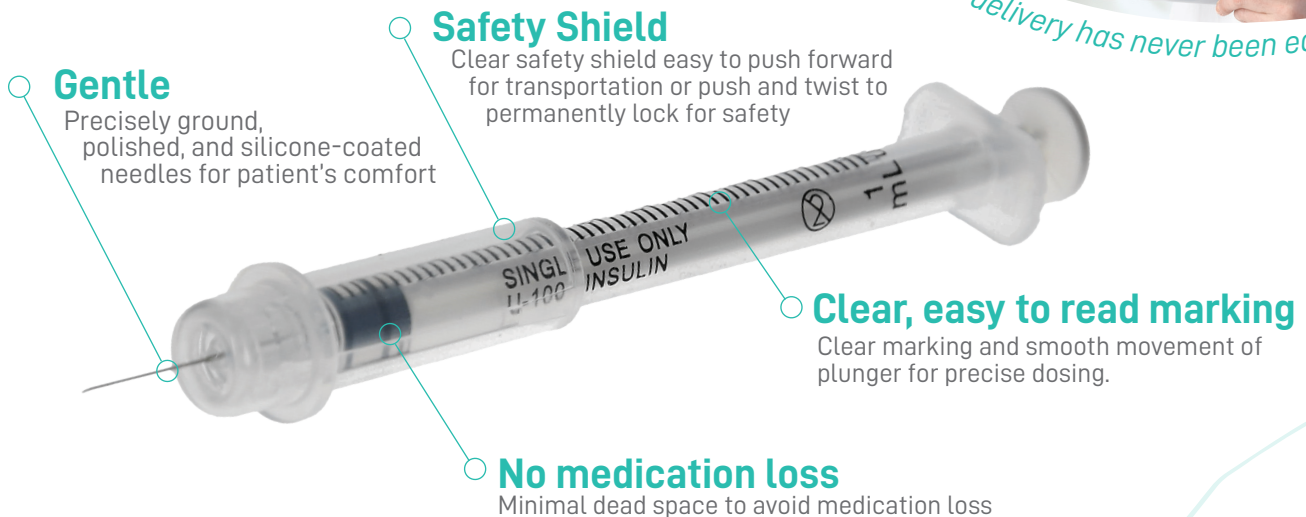


ONE-CARE™

INSULIN SAFETY SYRINGES



Insulin delivery has never been easier...



Gentle

Precisely ground, polished, and silicone-coated needles for patient's comfort

Safety Shield

Clear safety shield easy to push forward for transportation or push and twist to permanently lock for safety

Clear, easy to read marking

Clear marking and smooth movement of plunger for precise dosing.

No medication loss

Minimal dead space to avoid medication loss

SAFE

- Reliable shielding mechanism for both transportation position and permanent lock
- ETO-Sterilized and protected with color-coded cover and blister pack
- Covering of needle can be done with only one hand by pushing the shield forward towards needle tip to reduce risk of sharps injuries

SIMPLE

- Easy to use, intuitive operation as per industry standard in Long Term Care facilities
- Safety mechanism engagement indicator via "Click" sound once the shield is pushed forward and turned either direction
- Easy to read marking for precise dosing

GENTLE

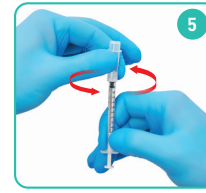
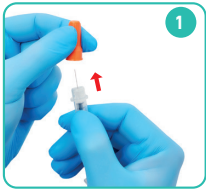
- Precisely ground, electro-polished, silicone-coated, ultra-thin needles on the end of patients comfort
- Smooth and easy movement of plunger for gentle injection

CONVENIENT

- Minimal dead space to reduce medication loss
- Smart design with temporary needle shielding for transportation and permanent lock after drug delivery to prevent sharps injury and reuse
- Easy to recognize color-coded product versions address a variety of dose requirements

INSTRUCTIONS FOR USE

■ Intuitive handling with simple steps. Insulin delivery has never been easier...



Remove cover and Draw Up medication

- **Remove** from the blister pack, then take off the color-coded protective cap
- **Draw up** the medication following the established protocol

Shield for transport and inject

- Slide the safety **shield** over the needle and transport to the injection site
- Before the injection, pull the safety **shield** back uncovering the needle
- Inject the medication

Lock and Dispose

- When finished, slide the safety shield over the needle until you hear a click and twist the shield (another click) **locking** the needle permanently inside
- Discard the used syringe into a sharps container



Remove the cover



Draw up medicine



Cover for transport



Inject



Shield permanently

PRODUCT SELECTION CHART

Available in two versions for the right fit for every patient and dose requirement.

CODE	SIZE	NEEDLE (DIAMETER x LENGTH)	PACKAGING
2101	1 mL	29G x 1/2" 0.3mm x 12.7mm	100 pcs / box 500 pcs / case
2102	0.5 mL	29G x 1/2" 0.3mm x 12.7mm	100 pcs / box 500 pcs / case

WWW.ONE-CARE.COM

Americas

USA
MediVena
1 Glenlake Parkway, Ste 700
Atlanta, GA 30328, USA
+1 404 422 1513
info@medivena.com
www.medivena.com

Europe

Poland
MediVena Sp. z o.o.
Al. Jana Pawla II 27
00-867 Warsaw, Poland
+48 22 299 44 19
info@medivena.com
www.medivena.com

